

SPORT IN FINLAND, GREECE, SPAIN AND SWITZERLAND


Foteini, Juan, Urs & Marie

20.5.2010



Content

1. Basic numbers (citizens, clubs, sport federations)
2. Sport participation
3. The most famous sports
4. Finance
5. Eurobarometer
6. Conversation



Basic numbers

	Citizens	Clubs	Sport federations
Finland	5 351 000	~ 9 000 (17/ 10 000)	130
Greece	10 700 000		34
Spain	44 708 964	94 511 (21/10 000)	59
Switzerland	7 590 000	22 600 (30/10 000)	82

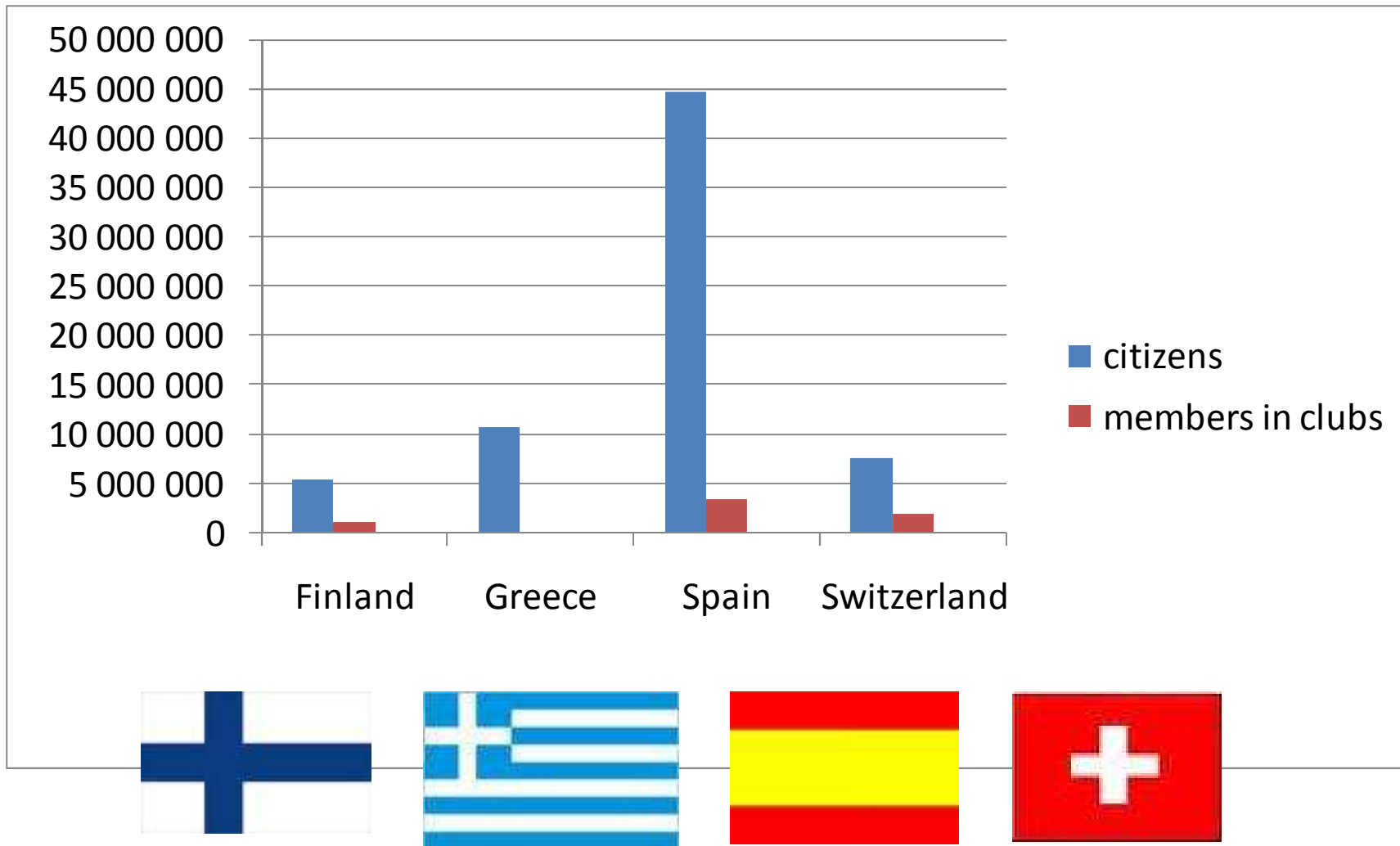


Sport participation

	activity	volunteers	Members in clubs
Finland	M 60 %, W 64 %	500 000 (9 % of the population)	over 20 % (w 42 %, m 58 %)
Greece	17 %	2 % of the population	
Spain	M 47 %, W 29 %		8 % (w 20 %, m 80 %)
Switzerland	73 %	1 000 000 (13 % of the population)	25 % (w 34 %, m 66 %)




Citizens and members in sport clubs




The most famous sports

- Finland:
 - children: 1. football, 2. biking, 3. swimming
 - adults: 1. walking, 2. biking, 3. gym
- Greece:
 - men: 1. basketball, 2. football, 3. walking
 - women: 1. fitness, 2. aerobics, 3. walking



- Spain:
 - men: 1. football, 2. hunting, 3. basketball
 - women: 1. basketball, 2. golf, 3. volleyball
- Switzerland: 1. biking (35 %), 2. hiking (34 %), 3. swimming (25 %)



FINANCE

- Finland:
 - Veikkaus
 - clubs: members, parents
- Greece:
 - federations: state subsidies



- Spain:
 - mixed between private and public funding
- Switzerland:
 - lottery fund (sport aid)
 - sponsoring
 - membership fees
 - government subsidies



Eurobarometer Survey on Sport and Physical Activity highlights large disparities among Member States

- The survey reveals large disparities among Member States. Citizens of the Nordic countries are the most active in the EU while citizens of Mediterranean countries and the 12 new Member States tend to exercise less than the EU average.
- http://ec.europa.eu/sport/news/news910_en.htm



The survey, based on interviews with nearly 27,000 citizens in the 27 Member States in late 2009, also found that:

- EU citizens have different preferences when it comes to where they exercise:

76% in **Finland** prefer outdoors. Outdoor exercise is favoured by only 27% of respondents in **Greece**.

- Engagement in voluntary work that supports sport is highest in Sweden and **Finland** (18%), while only 2% of people in Poland, **Greece and Portugal** volunteer for sport.



Sources

http://www.slu.fi/eng/finnish_sports_federation/sports_in_finland/

http://www.sport-in-europe.eu/index.php?option=com_content&task=view&id=26&Itemid=105

<http://www.csd.mec.es>

http://ec.europa.eu/sport/news/news910_en.htm

